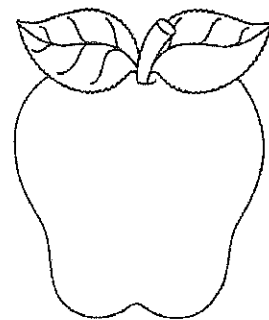


September Family STEM Project: Make a "Family Apple Tree"



Essential Question: Who Is In Your Family?

Activities I Do With My Family
Places My Family Goes
Family Members Are.../What Family Members Do

For this project your child will be using elements of Science, Technology, Engineering and Math.

Directions:

Have your child make an apple tree using construction paper, paint on poster board, or any recycled items from around your house that you wish. (The size should not exceed 12 x 18 inches.)

We are learning about plant parts, so the tree needs to include some representation of the roots, trunk, branches, and leaves.

Your child will use apples to represent each family member. They may write the family member's name, use a photo, or draw their own picture of each member in order to represent each person. You may use the apple pattern provided, or feel free to download or create your own apple. Please allow your child to be creative in this process. Provide them with materials and allow them to select which ones they will use. These are the beginning steps in the creative engineering process they will be working through this year. (It's tempting to tell them what will work best, or look good—but avoid the temptation! 😊) Let your child try, grapple, explore and soar! They learn much when they are experimenting.

When the tree is assembled, your child will count how many family members are boys, how many are girls, and how many members there are altogether. Please have them write down those numbers to share in their presentation.

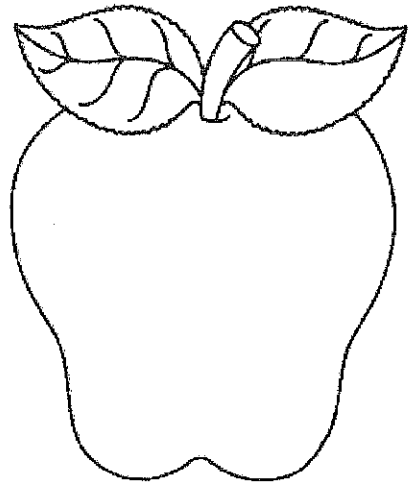
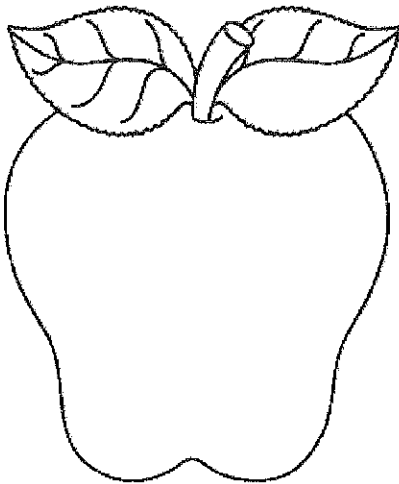
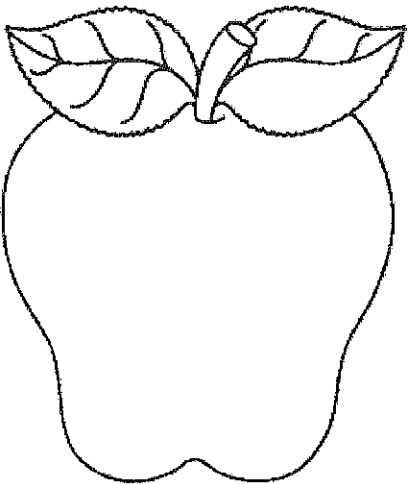
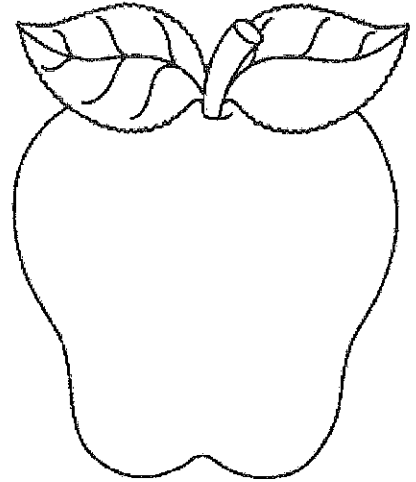
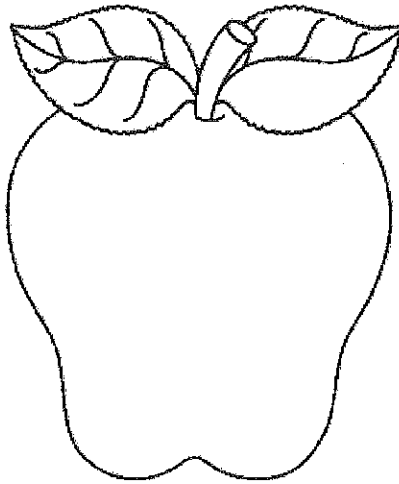
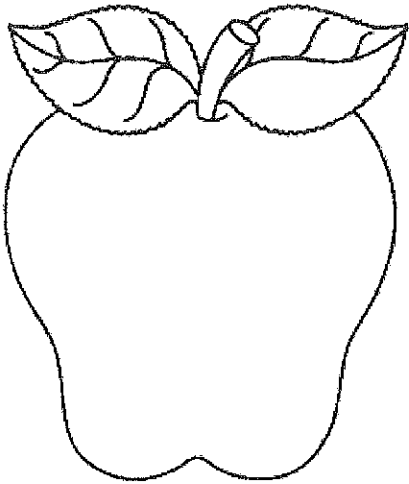
Finally, Complete the "Family Time" picture chart. Allow your child to choose the topic from the choices at the top of this page under the Essential Question. They will use pictures (and words if they wish) to communicate facts about your family that they wish to share.

Bring your completed project to school on Sept. 29.

** If you are in need of supplies please let the teacher know.

Templates for the Family Apple Tree.

My Family Apple Tree



My family has _____ boys and _____

girls. There are _____ people in my

family.

Reading Log for September



Date	Title(s)	Minutes Read	Read by...	Student Initials	Parent Initials
20					
21					
22					
23					
26					
27					
28					
29					



_____ 's Reading Log for
September

Date	Title(s)	Minutes Read	Read by...	Student Initials	Parent Initials
5					
6					
7					
8					
9					
12					
13					
14					
15					
16					
19					

Family Time



Circle One:

Activities I do with My Family

Places My Family Goes

What Families Do (For Each Other)

Name _____

roots

branch

leaves

trunk

fruit

seed