

# Kindergarten Homework: Trimester 1

Kindergarten students work hard at school and are often quite tired when they get home. For this reason, we would like to limit homework to only the essentials for the first trimester.

The most essential thing you can do for your child is to read them. (Of course you should sing to them and chant nursery rhymes, too.) The kindergarten teachers are asking that you read with your child each and every night and record your reading time on a reading log, which will be provided once each month. Just turn it in on the last week of the month.

We are also asking that you have a safe place for sight words cards and vocabulary cards (Language Arts and Math) when they come home. Please practice these cards regularly at home with your child.

We will be completing the Math Homework Practice pages at school. However, there are suggested activities for parents in the right margin that support your child's learning. You may wish to do some of these activities at home. (One or two each week is great.)

Finally, we will be sending home one family project for you to complete with your child each month. You will have several weeks to complete the project and turn it in. Your child will present their project orally to work on speaking skills. As your child gains more and more skills, the projects will reflect putting those to skills to use in order to complete the project.

## August Homework

August homework will consist of:

- A reading log for the week
- A name practice Book
- Building a Treasure Box (Book Box) -Family Project  
Directions attached.



# Homework Directions for August

## Reading Log:

Please read to your child a minimum of fifteen Minutes each day. Record what you read, sign the log and turn it in on Friday.

## Name Practice Book:

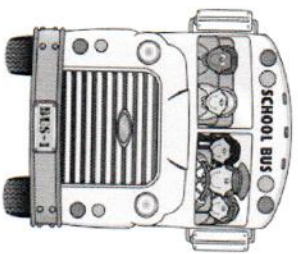
Your child will write their name in proper form once each day. Please have them take their time and concentrate on proper pencil grip and starting their letters at the top. Only one capital letter should be used at the beginning and the rest should be lower case letters. A model of your child's name will be provided. If your child struggles with this: write his or her name lightly and have them trace it carefully. Homework should be a positive experience. 😊

## Treasure Box:

Follow the directions on the attached sheet of paper. Please be sure your child's box is no smaller than an adult sized shoebox. We will be sending many books home for your child to read and reread. It needs to hold all of them. Please allow your child to be as creative as they wish and have fun with it!

Bring the treasure box to school to share on Sept. 2<sup>nd</sup> or Sept. 6<sup>th</sup>.





# My August Reading Log

I'm such a lucky kid! My family read with me for at least 15 minutes each and every night. Here is a list of books we read together:

**Monday:**

Aug. 28

**Tuesday:**

Aug. 29

**Wednesday:**

Aug. 30

**Thursday:**

Aug. 31

**\*\*Parent Signature:**

# My Name Ticket Book


---

**Directions for Parents:**


Write your child's name neatly with a pencil in the tracing box. Please use only one capital letter for the first letter followed by lower case letters. Your child will trace their name in the first box and copy their name in the second box each day on the designated pages.

# Monday

Trace it!



Write it yourself!




# Tuesday

Trace it!



Write it yourself!




# Wednesday

Trace it!




Write it yourself!




# Thursday


Trace it!



Write it yourself!



## Kindergarten Homework Build a Treasure Box



It is my goal to foster within your child a love for books and reading this year. I truly feel that books are wonderful treasures that should be cherished. Watching the students light up when hearing stories and learning to read is one of this teacher's ultimate joys.

In the next couple of weeks your child will begin bringing home "take-home" versions of the books we are learning to read at school. So, they will need a special place to keep these new treasures! Please share in their excitement and enjoy watching them take each of the steps that will lead them to becoming a reader.

This project is designed to help get the kids excited about books and learning how to read. All you have to do is get an adult sized shoebox and help your child decorate it any way they wish! You may pick a theme for the box or decorate it like a pirate's treasure chest! Use buttons, rhinestones, stickers, markers, etc. to decorate it. Have fun and be creative. Be sure your child's name is on the box before they bring it to class to "share".

It will be part of each child's nightly homework to read the take-home books with a parent. Then they may color them and place them into their "Treasure Box" to reread after they are learned.

The treasure box is a lot of fun to make and the children love having a special place to keep all of the books they can "read by themselves". (I have had Third Graders tell me that they still have their book boxes--they love it!)

I hope you enjoy making this exciting project with your child!

Mrs. Lane



\*your treasure box is due on: \_\_\_\_\_